



DONALDSON DELIVERS

TopSpin™ HD

Full metal heavy-duty air pre-cleaner



Donaldson



- A tough, durable solution for the harsh conditions that can damage exposed equipment.
- Separate and eject up to 80% of incoming contaminants before they can reach the engine's air filter.
- Available in eight sizes to provide optimal restriction control at any airflow level.

Making air filters work better and last longer. **Whatever you throw at them.**



If dust, grit and dirt are a part of your daily operation, don't make your air cleaners do the job alone. Pre-cleaning the air entering the intake port can dramatically improve the life of air cleaners, and help avoid costly engine failure.

TopSpin™ HD air pre-cleaners are a tough, durable solution for the harsh conditions that can damage exposed equipment.



Available in eight sizes for every engine and airflow level.

Donaldson.



- Construction
- Mining
- Oil & Gas
- Quarrying
- Logging
- Road and Rail Maintenance
- Agriculture

and anywhere your equipment encounters heavy dust and flying debris.

TopSpin™ HD air pre-cleaners separate and eject up to 80%* of incoming contaminants before they can reach the engine's air filter, resulting in:

Longer filter life, less frequent replacement.

Lower operating cost.

Less maintenance time.

In punishing environments like mining, oil and gas, and construction, exposed accessories like pre-cleaners can really take a beating. That's why Donaldson's TopSpin HD may be the last pre-cleaner you'll need to buy. Its all-metal construction, high-efficiency design and low restriction will eject the heaviest dust particles and keep functioning smoothly for as long as you own your machinery.

Best of all there's no bowl to empty. The self-aspirating design means contaminants are continuously purged automatically. Just install a TopSpin HD pre-cleaner and forget about it.

Built as tough as your equipment

Rugged one-piece **aluminum hood** with recessed discharge louver sheds flying debris.

One-piece **stainless steel impeller** is the only moving part. Dual bearings ensure reliable performance.



All the interior components are solid stainless steel to resist dirt, water, heat and abuse.

Stainless steel clamp with locking nut makes installation quick and secure. Clamp is included with each TopSpin HD.



*ISO 5011 with coarse dust

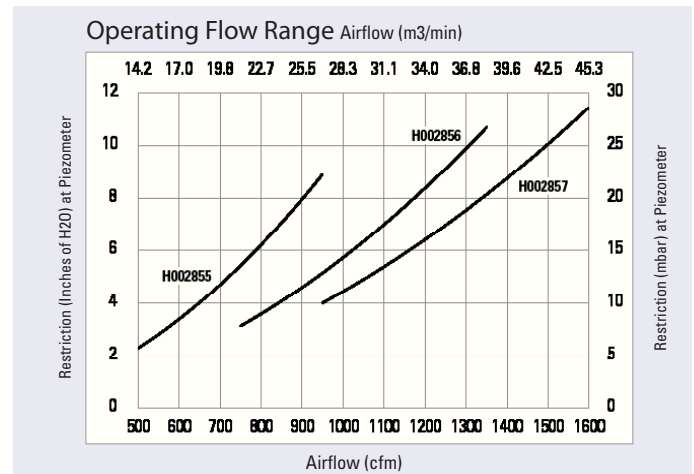
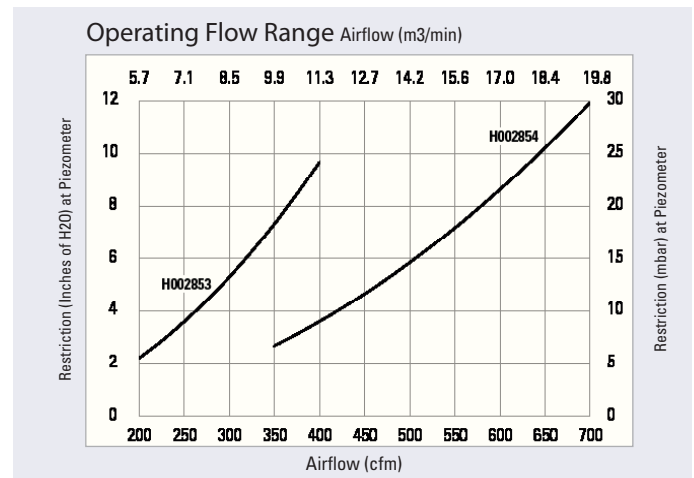
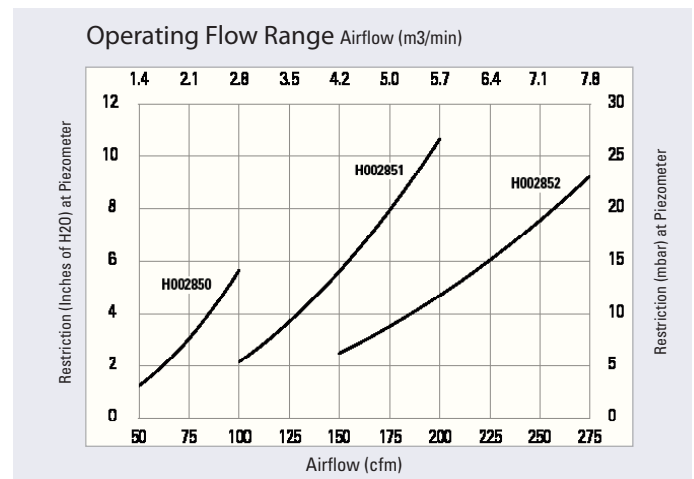
TopSpin HD air pre-cleaners are available in eight sizes to provide optimal restriction control at any airflow level so that:

Your engines breathe easier.

You'll use far fewer air filters.

You'll operate at lower cost, with less maintenance downtime.









TopSpin HD Performance Curves



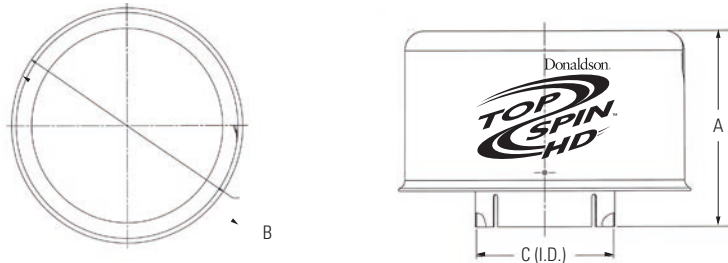
Dimensional Specifications & Order Information

Donaldson TopSpin™ HD pre-cleaners can be mounted in an upright position or horizontally with louver opening at the bottom. Installation instructions and stainless steel locking clamp are included. Limited Lifetime Warranty.

Operating temperature range: -40°F to 180°F (-40°C - 82°C)

Part Number & Image		Outlet I.D. (C)		Overall Height (A)		Body Dia. (B)		Operating Flow Range		Weight	
		in.	mm	in.	mm	in.	mm	SCFM*	m³/min	lbs.	kg.
H002850		2.06	52.3	3.41	86.5	5.40	137.2	50-100	1.4-2.8	1.00	0.5
H002851		2.58	65.5	4.25	108.0	6.30	160.0	100-200	2.8-5.6	1.75	0.8
H002852		3.07	78.0	4.96	125.9	7.20	182.9	150-275	4.2-7.8	2.75	1.2
H002853		4.10	104.1	5.81	147.6	8.72	221.6	200-400	5.6-11.3	3.75	1.7
H002854		5.08	129.0	7.56	192.1	11.19	284.2	350-700	10.0-20.0	6.50	3.0
H002855		6.10	154.9	7.72	196.0	12.78	324.6	500-950	14.0-27.0	7.25	3.3
H002856		7.10	180.3	8.38	212.7	14.75	374.6	750-1350	21.0-38.0	9.50	4.3
H002857		8.08	205.2	8.38	212.7	14.75	374.6	950-1600	26.6-44.8	9.50	4.3

*SCFM = Standard Cubic Feet per Minute. The ISO 5011/SAEJ726 test procedure was used to extract the results in the charts above. The ISO 5011/SAEJ726 is a widely accepted industry test used by OEMs to evaluate the efficiency of the intake system components. Test results are an average from testing several units.



IMPORTANT

Mount on metal inlet tube only. Do not mount on plastic inlet tube.

If you currently use Donaldson Full-View or TopSpin™ pre-cleaners, find a compatible TopSpin HD heavy-duty pre-cleaner from the chart below.



It's Easy to Switch

Find a compatible Donaldson TopSpin HD heavy-duty pre-cleaner to replace any of the models listed here.

COMPETITIVE CROSS-REFERENCE

Donaldson TopSpin HD	Centri	Enginaire	Fleetguard	Sy-Klone	Turbo II	Turbo III
H002850	EX-20	200	AP8408 / AP3000	9000R		15
H002851	EX-25	255	AP3000			
H002852	EX-30	330	AP3000		24	50
H002853	EX-40	440S	AP8403 / AP4500	9001R	24	50
H002854	EX-50	550	AP8404 / AP5000	9002/9002R	46	
H002855	EX-60	660			68	500

Donaldson Full-View	Donaldson TopSpin™	Donaldson TopSpin HD
H001823	H002434	H002850
H001251	H002436	H002851
H001249	H002437	H002852
H000858	H002394	H002853
H002043	H002433	H002854
H002223	H002438	H002855



Donaldson Europe b.v.b.a.
Interleuvenlaan 1
3001 Leuven
Belgium

Engine-europe@donaldson.com
www.donaldson.com

Europe +32-16-38-3811
North America 800-374-1374
Mexico +52-449-910-6150
Latin Am. & Carib. +52-449-910-6150
Brazil +55-11-2119-1604
South Africa +27-11-997-6000

South East Asia 65-6311-7373
Greater China 852-2405-8388
Japan 81-42-540-4112
Australia 61-02-4350-2033
India +91-124-2290060

Brochure No. F111382 (08/13)
© 2013 Donaldson Company, Inc.
Donaldson Company, Inc. reserves the right to change or discontinue any model or specification at any time and without notice.